

LONDON BOROUGH OF ENFIELDTOWN AND COUNTRY PLANNING ACT 1971TOWN AND COUNTRY PLANNING GENERAL DEVELOPMENT ORDERS 1977-1981TOWN AND COUNTRY PLANNING (NATIONAL PARKS, AREAS OF OUTSTANDING
NATURAL BEAUTY AND CONSERVATION AREAS) SPECIAL DEVELOPMENT ORDER 1981

WHEREAS the Mayor and Burgesses of the London Borough of Enfield acting on behalf of the Council of the said Borough (hereinafter called "the Council") being the Local Planning Authority are satisfied that it is expedient that development of the descriptions set out in Schedule I hereto should not be carried out on the land set out in Schedule II and shown edged black and coloured pink on the plan annexed hereto unless permission is granted on application made under the Town and Country Planning General Development Orders 1977-1981

NOW THEREFOR the said Council in pursuance of the powers conferred upon them by Article 4 of the Town and Country Planning General Development Orders 1977-1981 hereby directs that the permission granted by Article 3 of the said Order shall not apply to development of the description set out in Schedule I hereto on the said land set out in Schedule II hereto

SCHEDULE I

The development specified in paragraphs 1 and 2 of Class I and paragraphs 1 and 3 of Class II of the First Schedule to the said General Development Order and not being development comprised within any other Class viz:-

Class I - development within the curtilage of a dwellinghouse

- (1) the enlargement, improvement or other alteration of the dwellinghouse so long as:-
 - (a) the cubic content of the original dwellinghouse (as ascertained by external measurement) is not exceeded by more than 50 cubic metres or one-tenth, whichever is the greater subject to a maximum of 115 cubic metres;
 - (b) the height of the building as so enlarged, altered or improved does not exceed the height of the highest part of the roof of the original dwellinghouse;
 - (c) no part of the building as so enlarged, altered or improved projects beyond the forward most part of any wall of the original dwellinghouse which fronts on a highway. Provided that the erection of a garage, stable, loose box or coach house within the curtilage of the dwellinghouse shall be treated as the enlargement of the dwellinghouse for all purposes of this permission including the calculation of cubic content
- (2) the erection or construction of a porch outside any external door of the dwellinghouse so long as:-

- (a) the floor does not exceed two square metres;
- (b) no part of the structure is more than three metres above the level of the ground;
- (c) no part of the structure is less than two metres from any boundary of the curtilage which fronts on a highway

Class II - sundry minor operations

- (1) the erection or construction of gates, fences, walls or other means of enclosure not exceeding one metre in height where abutting on a highway used by vehicular traffic or two metres in height in any other case and the maintenance, improvement or other alteration of any gates, fences, walls or other means of enclosure; so long as such improvement or alterations do not increase the height above the height appropriate for a new means of enclosure
- (3) the painting of the exterior of any building or work otherwise than for the purpose of advertisement, announcement or direction

SCHEDULE II

Address

Classes

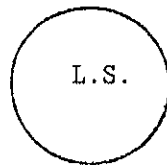
4-14 (consecutive) and 18-32 (consecutive)
Government Row Cottages, Enfield

I.I, I.II
II.I, II.III

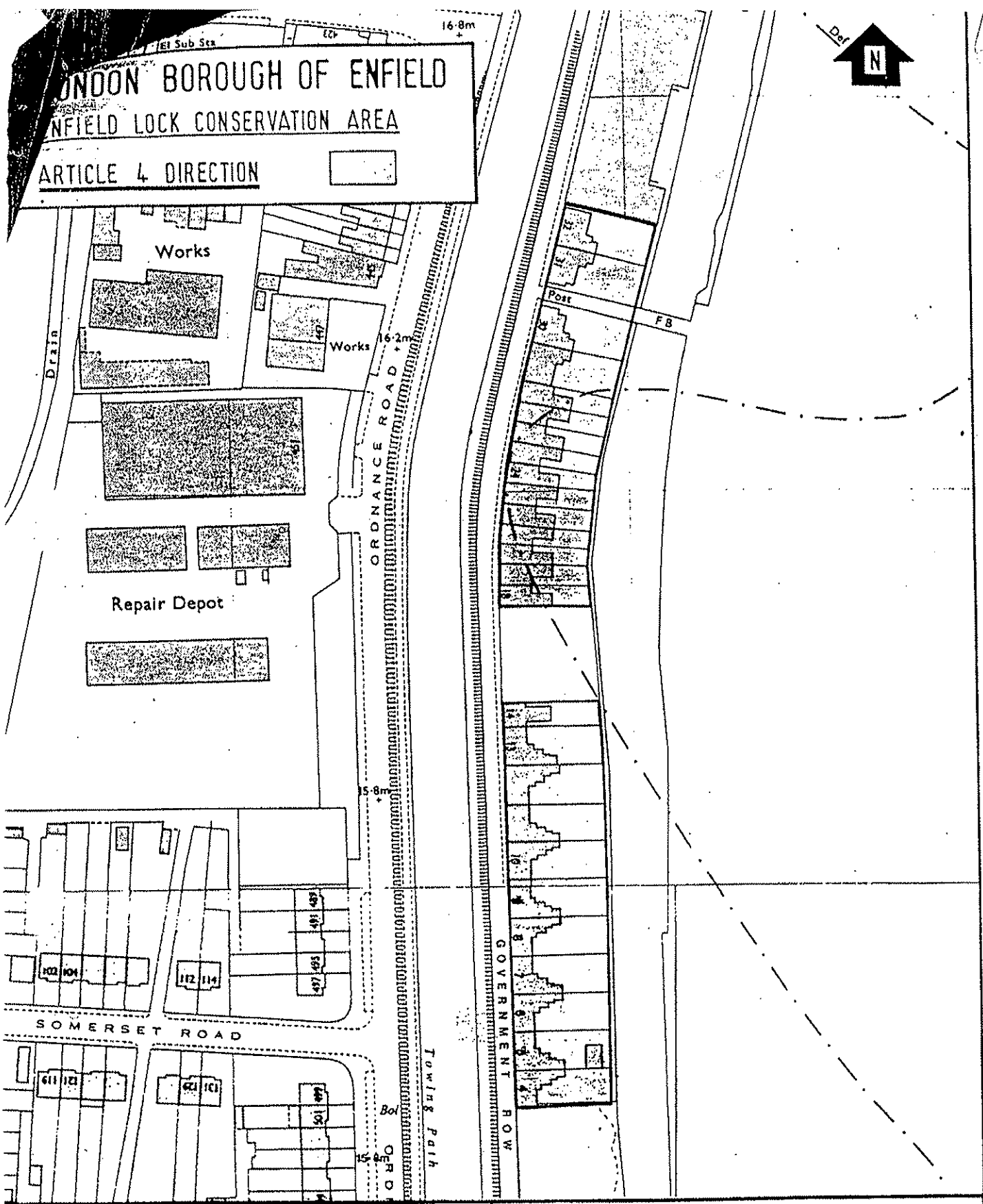
GIVEN under the Common Seal of the London Borough of Enfield this 18th day of March 1982 pursuant to a Resolution passed at a meeting of the said Council held on the 8th day of December 1981 in the presence of:-

(Signed)
C.C. Goldwater
Mayor

(Signed)
Wilfrid D. Day
Chief Executive and Town Clerk




LONDON BOROUGH OF ENFIELD
 ENFIELD LOCK CONSERVATION AREA
 ARTICLE 4 DIRECTION



DATE	APRIL 1982.
SCALE	1 : 1250.
FILE No.	PL 116/9.
RG No.	2648/2
S.MAP REF.	TQ 3798 NW.-SW.

N A. STONARD Dip.T.P., M.R.T.P.I., F.B.I.M.,
 BOROUGH PLANNING OFFICER,
 CIVIC CENTRE, SILVER STREET,
 ENFIELD, EN1 3XE. Telephone 01 366 6565



Based upon the Ordnance Survey map with
 the permission of the Controller of Her Majesty's
 Stationery Office. Crown copyright reserved

